



# TEST REPORT

OMEGA POINT  
LABORATORIES, INC.  
16015 Shady Falls Road  
Elmendorf, TX 78112  
(V) 210-635-8100  
(F) 210-635-8101  
800-966-5253  
[www.opl.com](http://www.opl.com)

ASTM E84-03

## SURFACE BURNING CHARACTERISTICS

Report No. 8902 - 122031

4mm PE

November 12, 2004

Prepared for:  
Alcoa Architectural Products  
555 Guthridge Court  
Norcross, GA 30092



ABSTRACT

Test Specimen: 4mm PE

Test Standard: ASTM E84-03

Test Date: November 02, 2004

Test Sponsor: Alcoa Architectural Products

Test Results:

FLAME SPREAD INDEX = 0  
SMOKE DEVELOPED INDEX = 80


122031

*This report and the information contained herein is for the exclusive use of the client named herein. Omega Point Laboratories, Inc. authorizes the client to reproduce this report only if reproduced in its entirety. The description of the test procedure, as well as the observations and results obtained, contained herein are true and accurate within the limits of sound engineering practice. These results apply only for the specimens tested, in the manner tested, and may not represent the performance of other specimens from the same or other production lots nor of the performance when used in combination with other materials. The test specimen identification is as provided by the client and Omega Point Laboratories, Inc. accepts no responsibility for any inaccuracies therein. Omega Point did not select the specimen and has not verified the composition, manufacturing techniques or quality assurance procedures. This report does not imply certification of the product by Omega Point Laboratories, Inc. Any use of the Omega Point Laboratories name, any abbreviation thereof or any logo, mark, or symbol therefor, for advertising material must be approved in writing in advance by Omega Point Laboratories, Inc. The client must have entered into and be actively participating in a Listing & Follow-up Service program. Products must bear labels with the Omega Point Laboratories Certification Mark to demonstrate acceptance by Omega Point Laboratories, Inc. into the Listing program.*



Eric G. Hutchinson  
E84 Operator

Reviewed and approved:



William E Fitch PE No. 55296

November 12, 2004

November 12, 2004



## I INTRODUCTION

This report describes the results of the ASTM E84-03 Standard Test Method for SURFACE BURNING CHARACTERISTICS OF BUILDING MATERIALS , a method for determining the comparative surface burning behavior of building materials. This test is applicable to exposed surfaces, such as ceilings or walls, provided that the material or assembly of materials, by its own structural quality or the manner in which it is tested and intended for use, is capable of supporting itself in position or being supported during the test period.

The purpose of the method is to determine the relative burning behavior of the material by observing the flame spread along the specimen. Flame spread and smoke density developed are reported, however, there is not necessarily a relationship between these two measurements.

“The use of supporting materials on the underside of the test specimen may lower the flame spread index from that which might be obtained if the specimen could be tested without such support... This method may not be appropriate for obtaining comparative surface burning behavior of some cellular plastic materials... Testing of materials that melt, drip, or delaminate to such a degree that the continuity of the flame front is destroyed, results in low flame spread indices that do not relate directly to indices obtained by testing materials that remain in place.”

This test method is also published under the following designations:

ANSI 2.5  
NFPA 255  
UBC 8-1 (42-1)  
UL 723

This standard should be used to measure and describe the properties of materials, products, or assemblies in response to heat and flame under controlled laboratory conditions and should not be used to describe or appraise the fire hazard or fire risk of materials, products, or assemblies under actual fire conditions. However, results of this test may be used as elements of a fire risk assessment which takes into account all of the factors which are pertinent to an assessment of the fire hazard of a particular end use.



## II PURPOSE

The ASTM E84-03 (25 foot tunnel) test method is intended to compare the surface flame spread and smoke developed measurements to those obtained from tests of mineral fiber cement board and select grade red oak flooring. The test specimen surface (18 inches wide and 24 feet long) is exposed to a flaming fire exposure during the 10 minute test duration, while flame spread over its surface and density of the resulting smoke are measured and recorded. Test results are presented as the computed comparisons to the standard calibration materials.

The furnace is considered under calibration when a 10 minute test of red oak decking will pass flame out the end of the tunnel in five minutes, 30 seconds, plus or minus 15 seconds. Mineral fiber cement board forms the zero point for both flame spread and smoke developed indexes, while the red oak flooring smoke developed index is set as 100.

## III DESCRIPTION OF TEST SPECIMEN

Specimen Identification: 4mm PE

Date Received:	10/27/2004
Date Prepared:	10/27/2004
Conditioning (73°F & 50% R.H.):	6 days
Specimen Width (in):	24
Specimen Length (ft):	24
Specimen Thickness:	0.1785-in.
Material Weight:	N/A oz./sq. yd
Total Specimen Weight:	46.50-lbs.
Adhesive or coating application rate:	N/A

### Mounting Method:

The specimen was self-supporting and was placed directly on the inner ledges of the tunnel.

### Specimen Description:

The Test specimen was described by the client as the "Reynobond Panels Laminated Using 0.020" Aluminum Skins With A Foamed LLDPE Core." The specimen consisted of (3) 8-ft. long x 24-in. wide x 0.1785-in. thick, Reynobond panels that were laminated with 0.020-in. thick, aluminum skins. The core of the specimen consisted of 4mm thick, polyethylene foam. The specimen was labeled by the client as "Test 1". The aluminum skins were gray in color.



#### IV TEST RESULTS

The test results, computed on the basis of observed flame front advance and electronic smoke density measurements are presented in the following table. In recognition of possible variations and limitations of the test method, the results are computed to the nearest number divisible by five, as outlined in the test method.

*While no longer a part of this standard test method, the Fuel Contributed Value has been computed, and may be found on the computer printout sheet in the Appendix.*

Test Specimen	Flame Spread Index	Smoke Developed Index
Mineral Fiber Cement Board	0	0
Red Oak Flooring	90	100
4mm PE	0	80

The data sheets are included in the Appendix. These sheets are actual print-outs of the computerized data system which monitors the ASTM E84 apparatus, and contain all calibration and specimen data needed to calculate the test results.

#### V OBSERVATIONS

During the test, the specimen was observed to behave in the following manner: The metal skin began to warp at 0:24 (min:sec.). The test continued for the 10:00 duration.

After the test the specimen was observed to be damaged as follows:

The aluminum skin was warped from 0-ft. - 6-ft. White discoloration was observed to the aluminum skin from 0-ft. - 5-ft. Light discoloration was observed to the aluminum skin from 6-ft. - 24-ft.



# APPENDIX

## E84 Data Sheets



# ASTM E84 DATASHEETS

Client: ALCOA ARCHITECTURAL PRODUCTS

Date: 11/2/04

Time: 09:00 AM

Test Number: 1

Project Number: 8902-122031

Operator: EH/TA

Specimen ID: "TEST # 1 4MM PE, REYNOBOND PANELS LAMINATED USING 0.020"  
ALUMINUM SKINS WITH A FOAMED LLDPE CORE". THE SPECIMEN WAS  
SELF-SUPPORTING.

## TEST RESULTS

**FLAMESPREAD INDEX: 0**

**SMOKE DEVELOPED INDEX: 80**

## SPECIMEN DATA . . .

Time to Ignition (sec): 0

Time to Max FS (sec): 599

Maximum FS (feet): 0.0

Time to 980 °F (sec): Never Reached

Max Temperature (°F): 553

Time to Max Temperature (sec): 581

Total Fuel Burned (cubic feet): 50.68

FS\*Time Area (ft\*min): 0.1

Smoke Area (%A\*min): 79.5

Fuel Area (°F\*min): 4932.0

Fuel Contributed Value: 0

Unrounded FSI: 0.0

## CALIBRATION DATA . . .

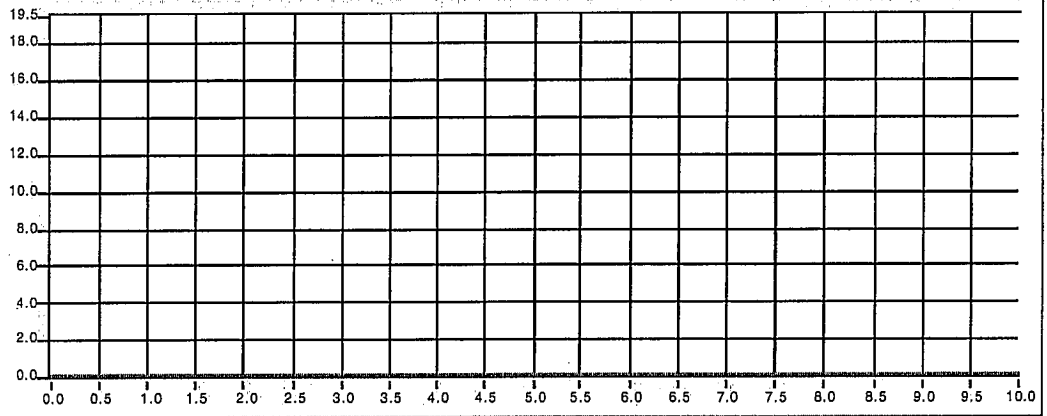
Time to Ignition of Last Red Oak (sec): 49

Red Oak Smoke Area (%A\*min): 101.60

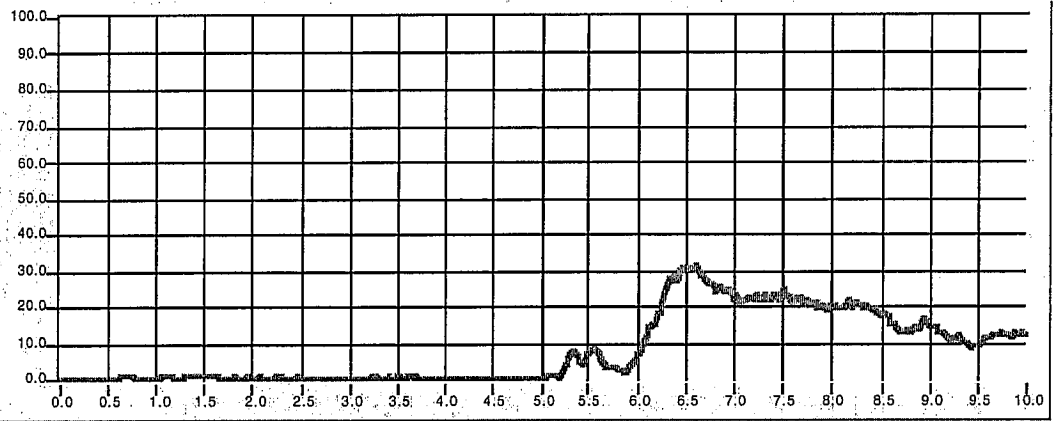
Red Oak Fuel Area (°F\*min): 8153

Glass Fiber Board Fuel Area (°F\*min): 5040

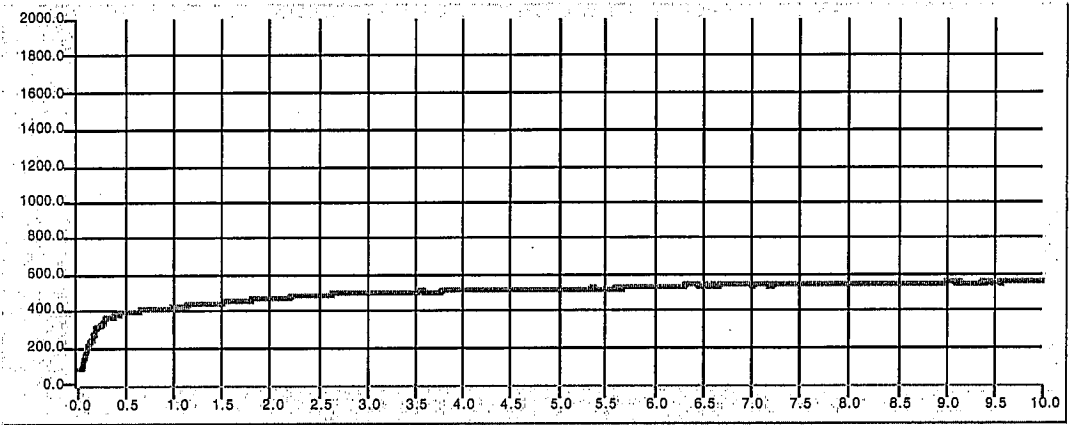
### FLAME SPREAD (ft)



### Smoke (%A)



### Temperature (°F)



Time (min)