


Profiled Aluminum 4" Rib Technical Data Sheet



4" Rib panels are a classic exposed fastener panel with a 4" rib spacing. 4" Rib panels provide outstanding durability with high functionality for use in your most creative designs. Panels can be produced perforated for use in many unique applications. Suitable for use in siding and roofing applications.

Material Specifications

3000 series aluminum alloy in compliance with the Aluminum Association Composition Specifications and conforming to ASTM B209 is standard.

Product Notes

- Remove protective film quickly after installation.
- Panels should be laid flat in a dry, indoor environment during storage.
- Can be applied vertically or horizontally in siding application.
- Panels should always be lapped against prevailing winds
- Panel Length: Maximum - 45' Minimum - 6'
- Panel Width: 32"

Product Installation

Install panels plumb, level and straight so it is watertight and without waves or other distortions, allowing for thermal movement considerations. Apply sealant tape or caulking as necessary at flashing and panel joints to prevent water penetration.

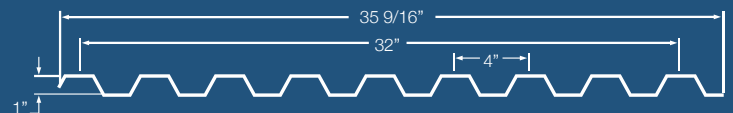
Product Maintenance and Warranty

4" Rib panels provide a 20 year paint-finish warranty for cracking, chipping, peeling, fading and chalking - providing confidence in a long-lasting application.

To ensure the durability of your 4" Rib panels, use proper care. Remove filings, grease, stains, marks or excess sealants from panel system to prevent staining. Store panels and flashing in a safe, dry environment.


Panel Dimensions

Coverage Width	36"
Rib Pitch	4"
Profile Depth	1"
Thickness	0.040"
Weight	0.62 lb/ft ²



Disclaimer

Laws and building and safety codes governing the design and use of AAP's products, and specifically aluminum composite materials, vary widely. It is the responsibility of the Laws and building and safety codes governing the design and use of AAP's products, and specifically aluminum materials, vary widely. It is the responsibility of the owner, the architect, the general contractor, the installer and the fabricator/transformer, consistent with their roles, to determine the appropriate materials for a project in strict conformity to all applicable national, regional and local building codes and regulations.



Profiled Aluminum 4" Rib Technical Data Sheet

Gravity Load Table (PSF)

Substrate	Span	6'-0"	7'-0"	8'-0"	9'-0"	10'-6"	11'-0"
.040" alum.	3	73	53	41	32	26	22

Positive Wind Load Table

Thickness	Span	6'-0"	7'-0"	8'-0"	9'-0"	10'-6"	11'-0"	12'-0"
.040" alum.	1	81	81	45	36	29	24	NR
.040" alum.	2	77	77	43	34	28	23	NR
.040" alum.	3	197	97	54	43	35	29	24

Disclaimer

Laws and building and safety codes governing the design and use of AAP's products, and specifically aluminum composite materials, vary widely. It is the responsibility of the Laws and building and safety codes governing the design and use of AAP's products, and specifically aluminum materials, vary widely. It is the responsibility of the owner, the architect, the general contractor, the installer and the fabricator/transformer, consistent with their roles, to determine the appropriate materials for a project in strict conformity to all applicable national, regional and local building codes and regulations.