



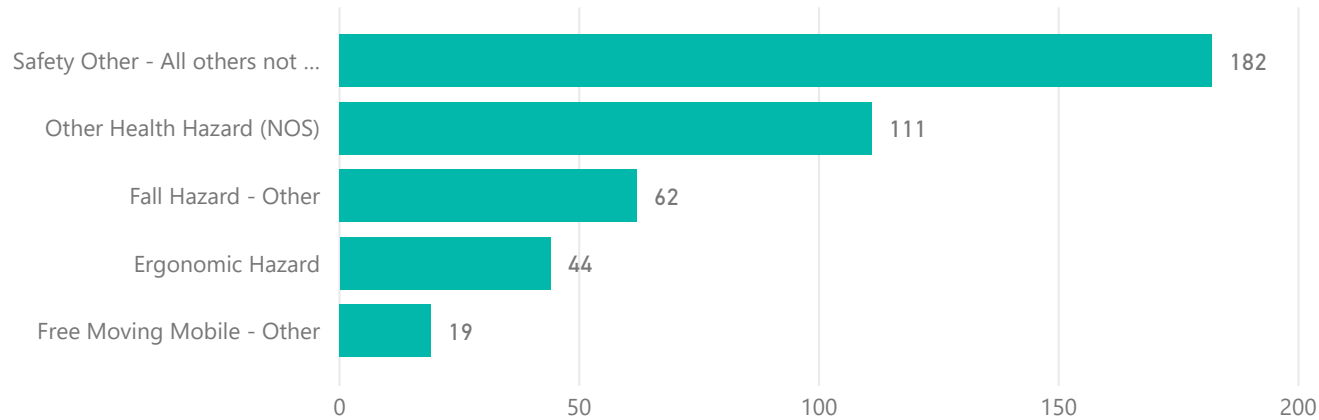
# Health & Safety Metrics - 2020 Year to Date

Data as of:

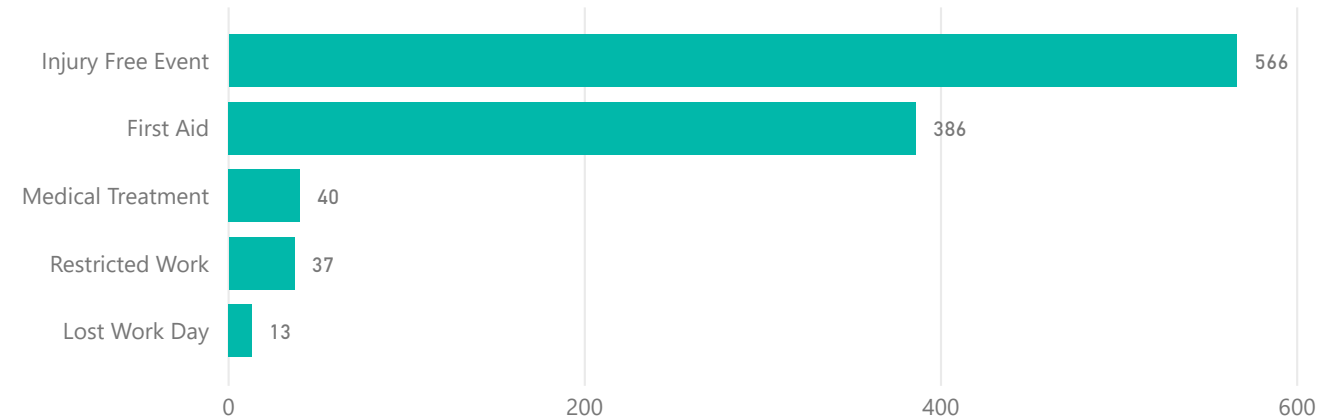
August 27, 2020

DART Rate	DART Count	Total Recordable Rate	Recordable Count	IFE* Incident Count	Injury Free Event Rate	FSI Actual* Incidents	FSI Potential* Incidents
<b>0.525</b>	<b>50</b>	<b>0.945</b>	<b>90</b>	<b>566</b>	<b>5.94</b>	<b>0</b>	<b>78</b>

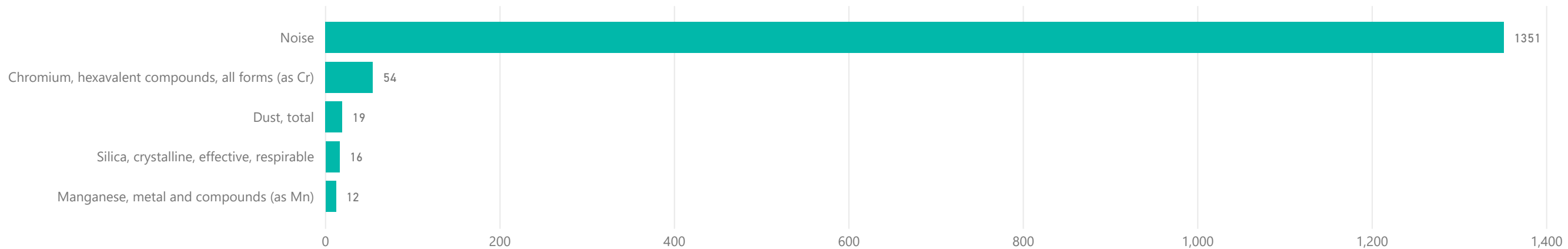
### Top 5 Incident Hazard Category



### Case Type Breakdown



### Top 5 Occupational Health Exposures



*\*Fatal & Serious Injury (FSI) Actual* - Work related incident that results in a fatal, life-threatening or life altering injury or illness.

*\*Fatal & Serious Injury (FSI) Potential* - Work related incident that has the **potential** to result in a fatal, life-threatening or life altering injury or illness.

*\*Injury Free Event* also known as a Near Miss